





ESPAGNOLETTE LOCKS

1	ROD ESPAGNOLETTES		<i>pp.</i> 6
	<ul style="list-style-type: none"> ■ Plastic-coated 15 and 20mm espagnolettes <ul style="list-style-type: none"> Espagnolettes 6 Accessories 8 ■ Nickel-plated 20 mm espagnolette <ul style="list-style-type: none"> Espagnolettes 10 Accessories 11 ■ Common accessories for rod espagnolettes 12 		
<hr/>			
2	FLAT PLATE ESPAGNOLETTES	 14
	<ul style="list-style-type: none"> ■ LINDA 20mm vertical closing espagnolette 14 ■ Accessories 15 		
<hr/>			
3	KEYS AND KEYHOLES FOR ESPAGNOLETTE LOCKS	 16
	<ul style="list-style-type: none"> ■ Keys 16 ■ Keyholes 16 		

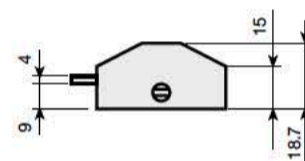
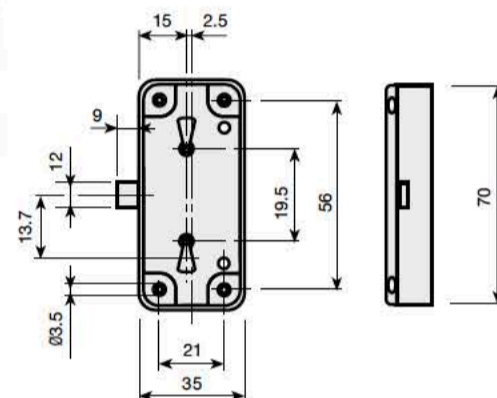
1 ROD ESPAGNOLETTES

■ Plastic-coated 15mm espagnolette: *Espagnolettes*

15mm espagnolette lock.

			15 mm.	
White	RAL 9003	210.915.003		250
Browin	RAL 8016	210.915.014		
Black	RAL 9005	210.915.025		

For right or left-hand use.

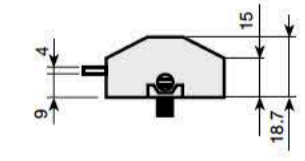
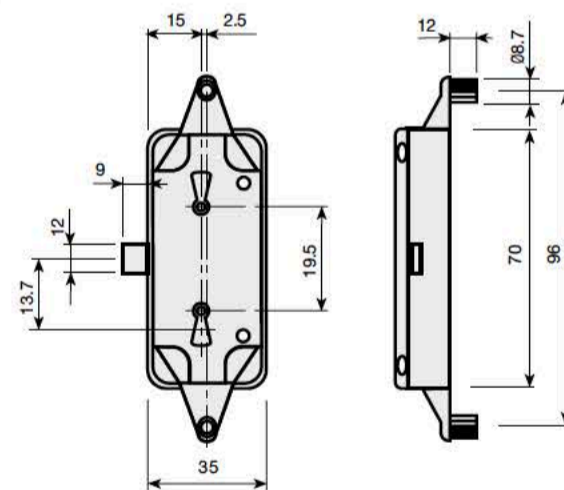


15mm espagnolette lock with pivots.

			15 mm.	
White	RAL 9003	210.015.002		250
Browin	RAL 8016	210.015.013		
Black	RAL 9005	210.015.024		

For right or left-hand use.

Direct assembly lock with central alignment to carry out an Ø8 drill for the pivot and the corresponding drill for the keyhole, as well as the rod and lever clamps in one operation.



ROD CALCULATION

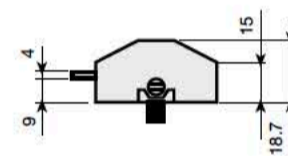
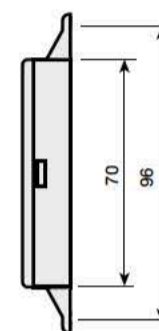
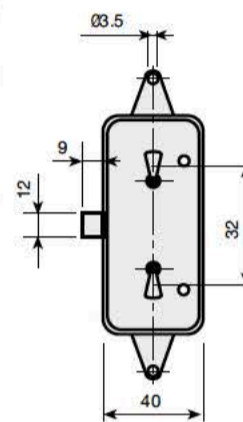
Sum of the rods = interior cabinet measurement -64mm.
Upper rod = distance to the keyhole -46mm.
Lower rod = distance to the keyhole -18mm.

■ Plastic-coated 15mm espagnolette: *Espagnolettes*

20mm espagnolette lock.

		20mm.	
White	RAL 9003	210.920.006	
Browin	RAL 8016	210.920.010	250
Black	RAL 9005	210.920.021	

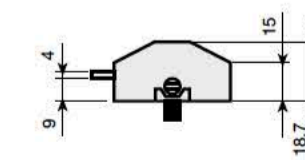
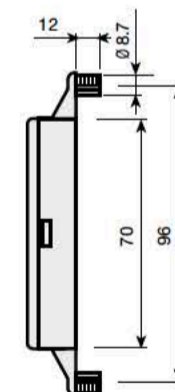
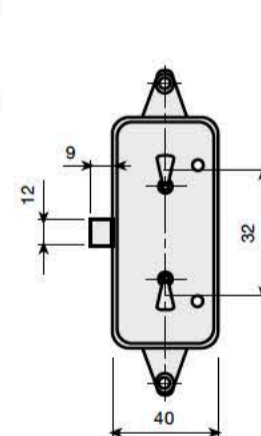

This lock is fully aligned to drill the lock fixtures and the keyhole cavity in one single operation.



20mm espagnolette lock with pivots.

		20mm.	
White	RAL 9003	210.020.005	
Browin	RAL 8016	210.020.016	250
Black	RAL 9005	210.020.020	

Direct assembly lock with central alignment to carry out an Ø8 drill for the pivot and the corresponding drill for the keyhole, as well as the rod and lever clamps, in one single operation.




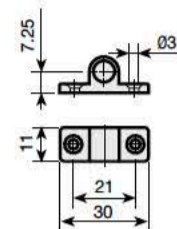
ROD CALCULATION

Sum of the rods = interior cabinet measurement -64mm.
Upper rod = distance to the keyhole -48mm.
lower rod = distance to the keyhole -16mm.


■ Plastic-coated 15 and 20mm espagnolettes: *Accessories*

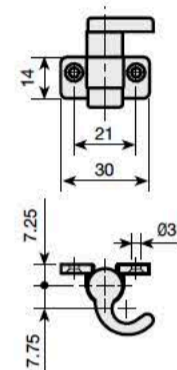
Closed guide.

			
White	RAL 9003	201.001.006	500
Browin	RAL 8016	201.001.010	
Black	RAL 9005	201.001.021	




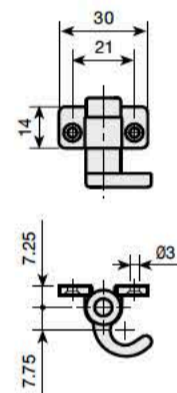
Short left-hand lever with clamp.

			
White	RAL 9003	200.211.001	250
Browin	RAL 8016	200.211.012	
Black	RAL 9005	200.211.023	




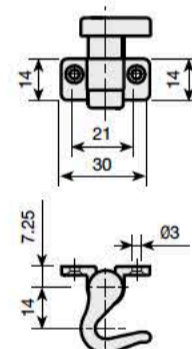
Short right-hand lever with clamp.

			
White	RAL 9003	200.212.003	250
Browin	RAL 8016	200.212.014	
Black	RAL 9005	200.212.025	




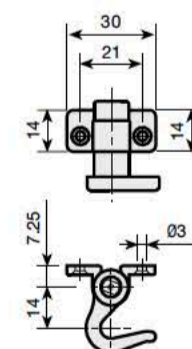
Long left-hand lever with clamp.

			
White	RAL 9003	200.111.004	250
Browin	RAL 8016	200.111.015	
Black	RAL 9005	200.111.026	




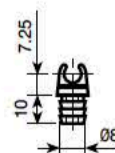
Long right-hand lever with clamp.

			
White	RAL 9003	200.112.006	250
Browin	RAL 8016	200.112.010	
Black	RAL 9005	200.112.021	



Open guide, dowel-fix Ø8.

			
White	RAL 9003	201.002.001	500
Browin	RAL 8016	201.002.012	
Black	RAL 9005	201.002.023	

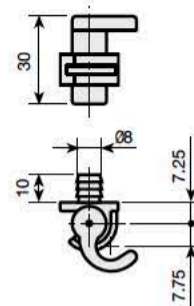


■ Plastic-coated 15 and 20mm espagnolettes: *Accessories*

Short left-hand lever with clamp / dowel-fix Ø8.



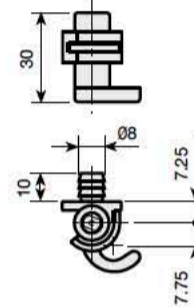
White	RAL 9003	200.221.000	
Browin	RAL 8016	200.221.011	250
Black	RAL 9005	200.221.022	



Short right-hand lever with clamp / dowel-fix Ø8.



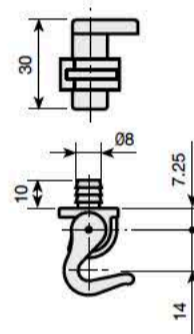
White	RAL 9003	200.222.002	
Browin	RAL 8016	200.222.013	250
Black	RAL 9005	200.222.024	



Long left-hand lever with clamp / dowel-fix Ø8.



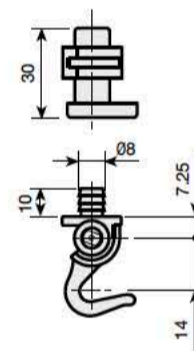
White	RAL 9003	200.121.003	
Browin	RAL 8016	200.121.014	250
Black	RAL 9005	200.121.025	



Long right-hand lever with clamp / dowel-fix Ø8.



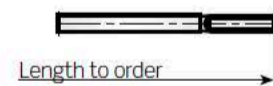
White	RAL 9003	200.122.005	
Browin	RAL 8016	200.122.016	250
Black	RAL 9005	200.122.020	



Plastic-coated rod.



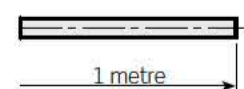
White		201.102.005	
Browin		201.102.016	50
Black		201.102.020	



Rod with cover (1 metre).



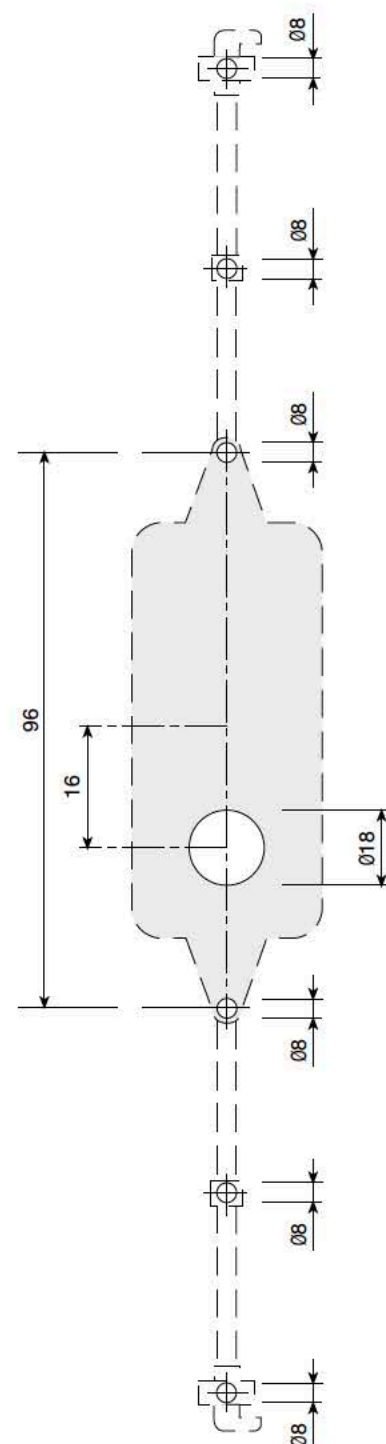
White		201.103.000	40
BROWIN		201.103.011	



■ Nickel-plated 20 mm espagnolette: *Espagnolettes*

20mm espagnolette lock.

	20mm.	
Nickel-plated	220.920.066	100



20mm espagnolette lock with nuts.

		
Nickel-plated	220.020.065	100

Direct assembly lock with central alignment to carry out an 8Ø drill for the pivot and the corresponding drill for the keyhole, as well as the rod and lever clamps, in one operation.



ROD CALCULATION

Sum of the rods = interior cabinet measurement -64mm.

Upper rod = distance to the keyhole -48mm.

lower rod = distance to the keyhole -16mm.

■ Nickel-plated 20mm espagnolettes: *Accessories*

Long metal right-hand lever.

Nickel-plated	200.552.063	100 or 500
---------------	-------------	------------

Long metal left-hand lever.

Nickel-plated	200.551.061	100 or 500
---------------	-------------	------------

Base for the metal lever clamp.

Nickel-plated	200.950.061	100 or 500
---------------	-------------	------------

Cover for the metal lever clamp.

Nickel-plated	200.970.066	100 or 500
---------------	-------------	------------

Metal Ø5 rod clamp.

Nickel-plated	201.005.066	100 or 500
---------------	-------------	------------

Flat part rod.

Nickel-plated	201.102.064	50
---------------	-------------	----

Rod guide / dowel-fix Ø8.


Nickel-plated	201.006.061	100 or 1.000
---------------	-------------	--------------

Long right-hand lever and clamp set / dowel-fix Ø8.

Nickel-plated	200.522.066	100 or 500
---------------	-------------	------------


Long left-hand lever and clamp set / dowel-fix Ø8.

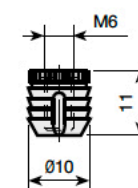
Nickel-plated	200.521.064	100 or 500
---------------	-------------	------------




Common accessories for rod espagnolettes

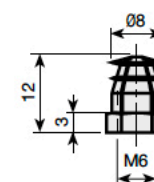
Built-in nylon nut M6.

				
Natural	Ø10 x 11 mm	937.006.103		2.000 or 10.000
Brown	Ø10 x 11 mm	937.006.011		




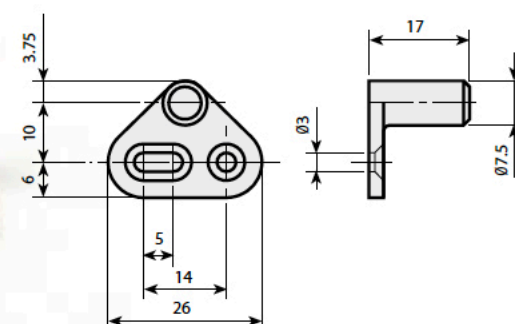
Self-expanding brass nut M6.

				
		944.112.105		5.000



Adjustable pivot.

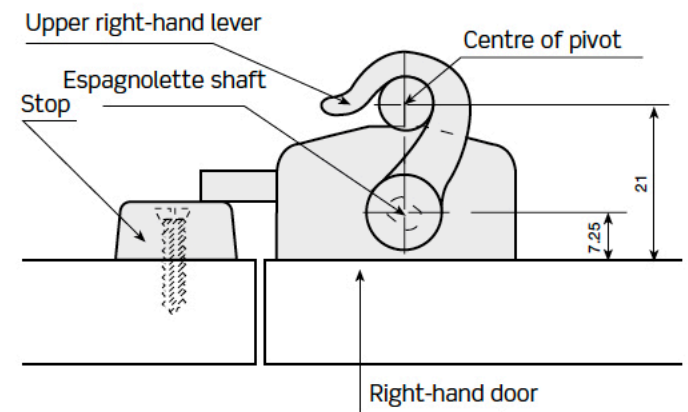
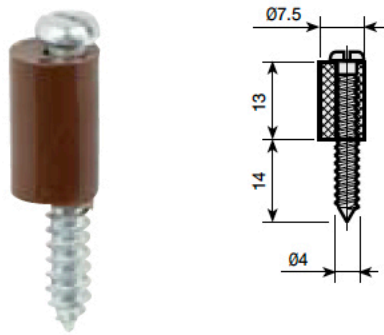
				
Zinc-coated		201.204.032		100 or 1.000



Common accessories for rod espagnolettes

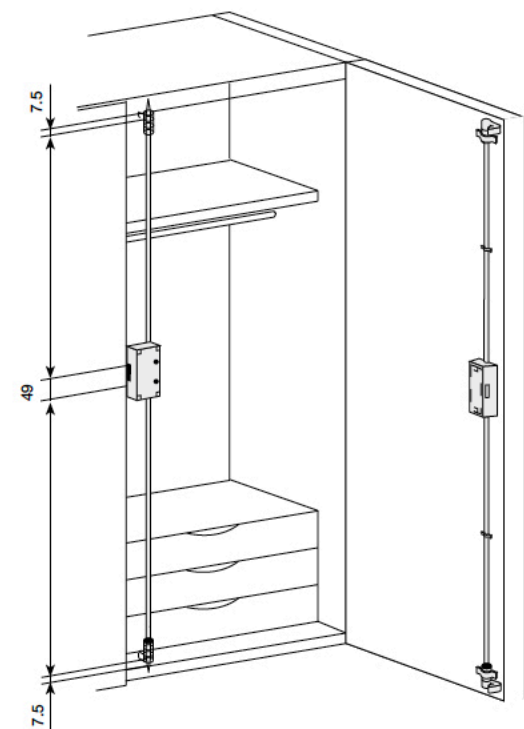
Cam pivot bushing.

White	RAL 9003	TIRAF.	Ø4,2 x 27	201.203.004	100 or 2.000
Brown	RAL 8016	TIRAF.	Ø4,2 x 27	201.203.015	
Black	RAL 9005	TIRAF.	Ø4,2 x 27	201.203.026	



Retaining catch.

Brown	RAL 8016	280.500.010	500
Black	RAL 9005	280.500.021	




To order the correct espagnolette rods, the cabinet's interior measurements must be taken into account, subtracting 64 mm. to obtain the sum of the two rods. The client must specify the measurement of each rod, depending on the height at which the lock is to be installed. The formula for calculating the rods is indicated on each page of the locks.

2 FLAT PLATE ESPAGNOLETTES

A new espagnolette lock that is different from the current locks in that it includes the novelty of closing vertically, and all its guides are concealed. It is fully aligned so that the holes for the guides, keyholes and the lock itself can be drilled in one operation.

■ LINDA vertical closing 20mm espagnolette

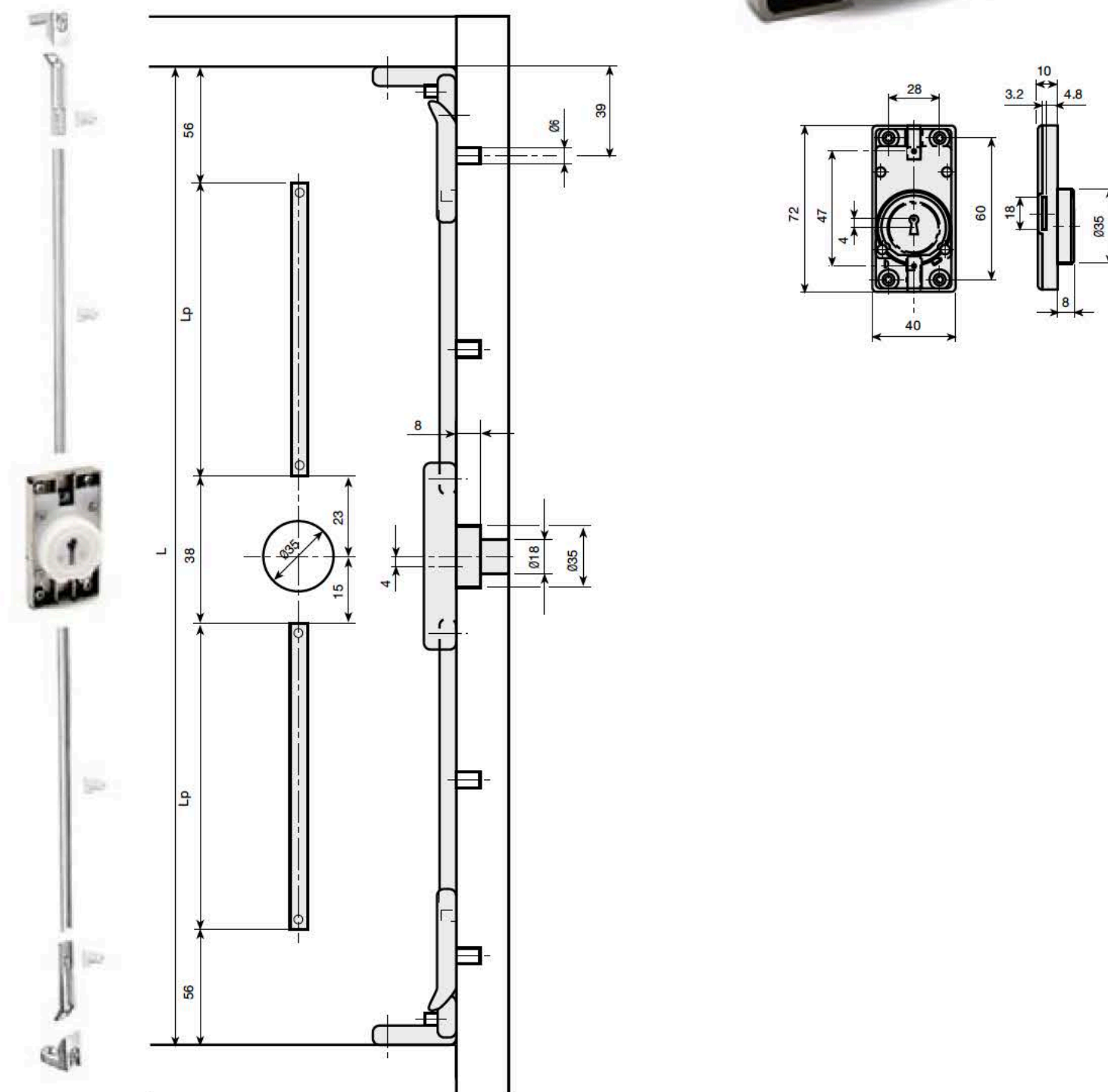
20mm espagnolette lock.

	left	right	
Nickel-plated	222.120.065	222.220.062	100

Screws are supplied.




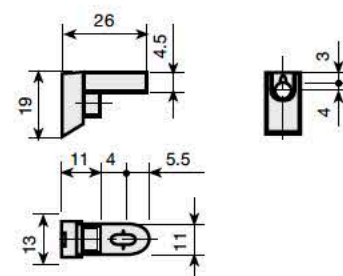
Assembly diagram.



■ Accessories


Adjustable stop.

		
Nickel-plated	201.400.065	200



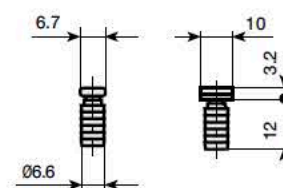
Vertical hook. Upper and lower.

		
Nickel-plated	200.600.061	200



Concealed guide / dowel-fix.

		
Natural	201.010.106	1.000



Concealed guide / screw-fix.

		
Natural	201.020.105	1.000

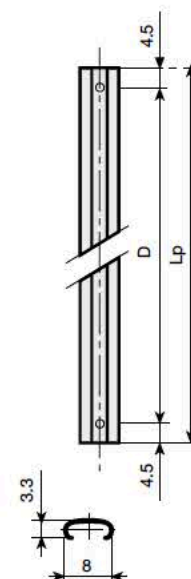



For Ø2.7 x 15 screw.

Flat plate.

		
Nickel-plated	201.104.061	50

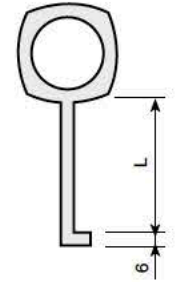
Lp = length of flat plate, to order.




3 KEYS AND KEYHOLES FOR ESPAGNOLETTE LOCKS

■ Keys

L	Nickel-plated	varnished brass	
40mm	189.840.066	189.840.571	100 or 1000



L	Nickel-plated	varnished brass	
34mm	188.934.060	188.934.572	100 or 1000

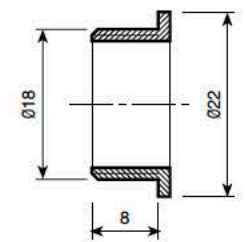


L	Old bronze	
29mm	189.129.511	100 or 1000

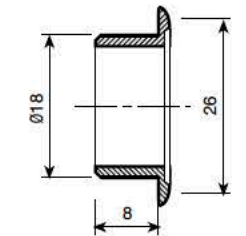


■ Keyholes

		
Nickel-plated	101.115.066	100 or 1000
Varnished brass	101.115.571	



		
Varnished brass	101.165.573	100 or 1000



		
Old bronze	101.205.510	100 or 1000

